

TEOXANE



LIGHT
UP
YOUR
LOOK

REDENSITY2

THE EXCELLENCE OF SWISS SCIENCE

1ST AND ONLY HYALURONIC ACID INJECTABLE DESIGNED
FOR THE TREATMENT OF UNDER EYE HOLLOW'S FOR 9 YEARS.¹⁻³

THE TEOXANE APPROACH

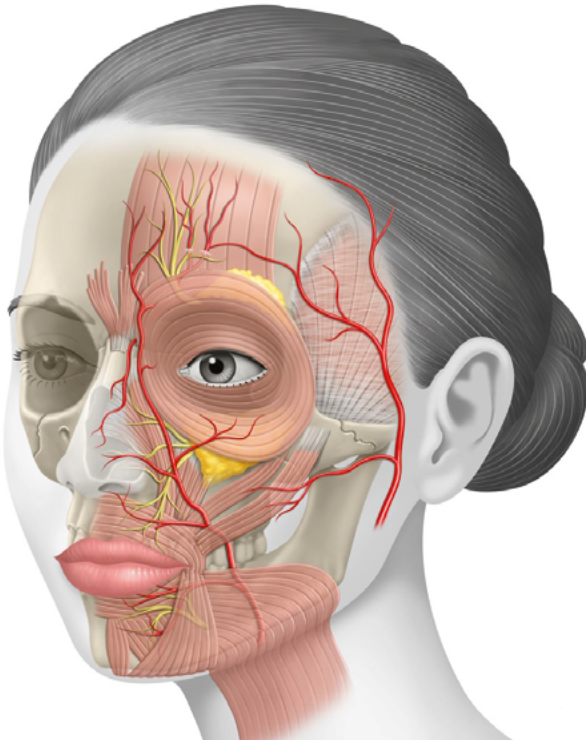
In aesthetic medicine, most patients obtain natural-looking and balanced outcomes.⁴
Working with your expertise, the TEOXANE approach allows you to tailor your technique to optimal, natural-looking and unique results, maintaining the dynamic movements of the face.
Right products at the right places with the right techniques.

A 4TH DIMENSION IN FACIAL AESTHETICS

ANATOMY	TECHNIQUE	PRODUCT
Knowledge based on anatomical layers and compartments in order to assess facial dynamics	Use of appropriate techniques based on a detailed facial assessment	Innovative and cutting-edge dermal fillers that adapt to static and dynamic facial layers


ANATOMY & PATIENT ASSESSMENT

From the age of 30, more than 50% of women are concerned by under eye hollows.⁵
ANATOMY ASSESSEMENT OF THE INFRAORBITAL REGION:⁶
Before any treatment of the infraorbital hollows, the pathways of the main vessels and nerves should be checked to ensure that the filler injection is safe.



TO CONSIDER

- The lymphatic system around the eye area
- The angular artery
- The emergence of the infraorbital nerve
- And also the malar ptosis due to ageing



- Tear trough
- Palpebromalar groove
- Mid cheek

For more information, ask your sale representative for the Teoxane Infraorbital Scientific Leave On

INFRAORBITAL HOLLOWS TREATMENT

Literature agrees that:⁷
“As midface volume deficit increases, tear trough severity increases significantly. Adding volume to the midface using HA dermal filler can reduce the appearance of tear troughs.”
Therefore, midface volume deficit is adequately treated first prior to the infraorbital hollow helping to provide a natural-looking outcome and refreshed look.



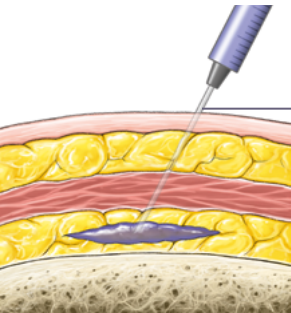
88% OF THE HEALTHCARE PROFESSIONALS INJECT THE MIDFACE AS PART OF THEIR PERIORBITAL TREATMENT PLAN.⁸

A TWO-STEP APPROACH TO INFRAORBITAL AREA

A dynamic filler for soft volume enhancement in the midface^{9,10} combined to the first & only product specifically designed to treat the under eye hollows³ for a comprehensive treatment plan.^{11,12}

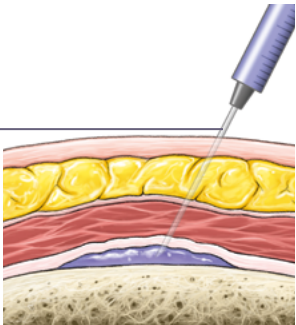
1st INJECTION To treat the midface

In the deep, medial cheek fat compartment^{9,12,13}
In the SOOF* for the palpebromalar groove¹⁴



2nd INJECTION To treat the under eye cavity

Deep supraperiosteal / Suborbicular injection^{1,3}



*Sub orbicularis oculi fat

REDENSITY 2*

FIRST AND ONLY HYALURONIC ACID GEL DESIGNED FOR UNDER EYES HOLLOWS^{1,3}



HYALURONIC ACID CONCENTRATION	15 mg/mL
COMPOSITION	A unique mixture of crosslinked & noncrosslinked HA
DEGREE OF MODIFICATION	~5%
LIDOCAINE	0.3 %
INJECTION TECHNIQUE RECOMMENDED	Supraperiosteal Deep suborbicular
NEEDLE	30G x 1/2"
PACKAGING	2 x 1 mL

3

UP TO 12 MONTHS DURATION¹¹

“
When I chose a product, first I look at the safety.
But my second concern is that I want a product
that fits really well this area, and so I love to have
a dedicated product.”

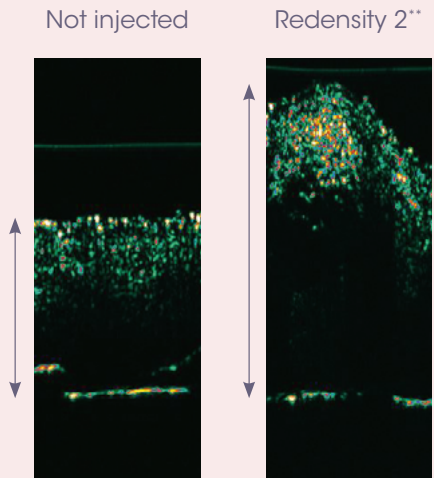
Dr P.Trévidic, Plastic Surgeon,
specialised in aesthetic medicine

HA gel with a
rheological profile
designed to treat
infraorbital hollows³

2 MILLIONS
OF INJECTIONS
WORLDWIDE²

9 YEARS
OF EXPERTISE

CLINICALLY
PROVEN
EFFICACY¹



Significant skin thickness
improvement with Redensity 2

- LOW HYGROSCOPY**
For immediate and reliable correction¹⁵
- LOW PRESSURE ON TISSUES**
For a decreased risk of oedema¹⁵
- GOOD SPREADABILITY**
For a better positioning of the gel¹⁵
- GOOD TISSUE INTEGRATION & ACTION ON SKIN THICKNESS**
for hydration and improvement of the ageing skin¹⁶

RHA® 4***

DYNAMIC & SOFT
VOLUMIZING IN THE MID CHEEK



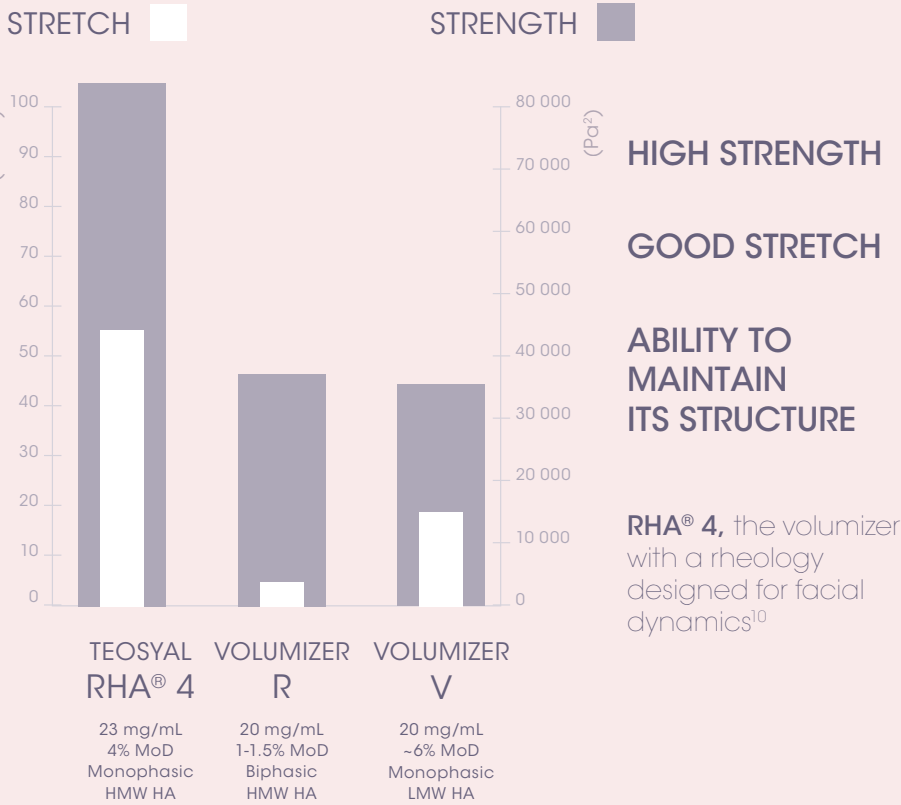
HYALURONIC ACID CONCENTRATION	23 mg/mL
COMPOSITION	High Molecular Weight Crosslinked Hyaluronic Acid
DEGREE OF MODIFICATION	~4%
LIDOCAINE	0.3 %
FOCUS INDICATIONS	Volume in extended areas Cheeks, contours of the face
INJECTION TECHNIQUE RECOMMENDED	Subdermal & Supraperiosteal
NEEDLE	27 G x 1/2"
PACKAGING	2 x 1.2 mL*

9

UP TO 18 MONTHS DURATION¹⁷

Designed to provide **soft volume enhancement**
and facial dynamism to
facilitate **natural-looking facial expressions**^{9,10}

LOW BDDE
TO GET CLOSER
TO NATURAL HA



*REDENSITY 2 = TEOSYAL® PURESENSE REDENSITY 2 **100µl intradermal bolus injection, data on file, Syneos study report 7010664.SA.259

***RHA® 4 = TEOSYAL RHA® 4 # Depending on the country registration, TEOSYAL RHA® 4 exists in 1 mL

PROVEN SAFETY OVER THE YEARS

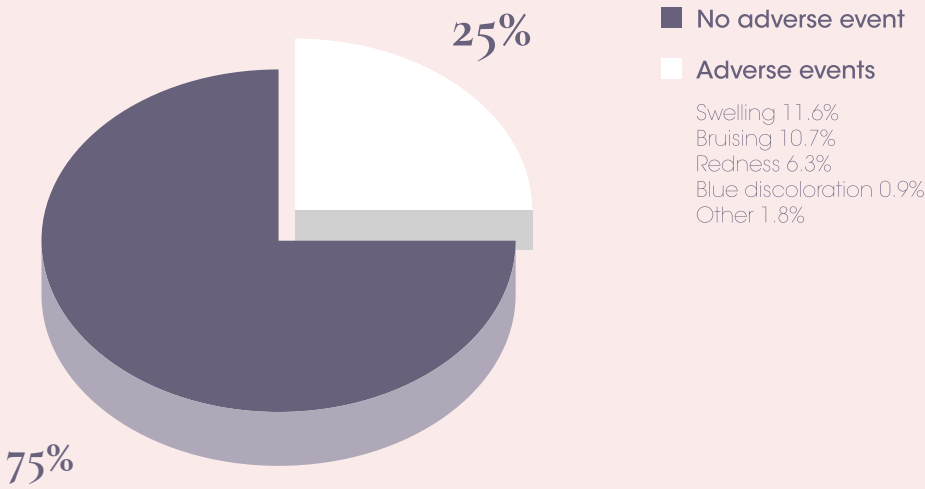
REDENSITY 2 GOOD SAFETY PROFILE:¹⁸

- **Less than 2** adverse reactions per 10,000 sold syringes
- **Less than 2** cases of Tyndall effect per 100,000 sold syringes
- **Less than 1.5** cases of skin oedema per 10,000 sold syringes

SAFETY RECOGNISED IN A CLINICAL TRIAL¹

75% of the patients reported **no adverse event within 1 month** post-injection

Most side effects reported were mild, temporary and correctable



DURING THE CLINICAL TRIAL*

- Mainly mild and transient post-injection reactions
- No blue discoloration / Tyndall effect (after 1 month)
- No need for hyaluronidase
- No unpleasant malar swelling

Redensity 2's** high malleability matches perfectly with the anatomical characteristics of the periorbital area for an easy injection, placement and molding, yielding a natural effect.¹

PROVEN PATIENT SATISFACTION¹

“

A lot of my patients come to see me because they have under eye hollows that are extending into their cheek. They say that they're looking very tired. And this is where under eye hyaluronic acid fillers are so amazing to virtually restore back the under eye brightness instantly and take away the tired appearance.”

Dr Sabrina Shah-Desai, Oculoplastic Surgeon

97% PATIENTS SATISFIED

98% WOULD RECOMMEND THE PROCEDURE

97% WOULD REPEAT THE TREATMENT

Before



After



Courtesy of Dr. Patrick TREVIDIC

2 weeks after

Mid cheek: Multilayering technique with TEOSYAL RHA®4** (0.6 ml each side) + TEOSYAL® Ultra Deep (0.6 ml each side)
Tear Trough: TEOSYAL® PureSense Redensity 2 (0.5 ml each side)

Before



After



Courtesy of Dr. Patrick TREVIDIC

2 weeks after

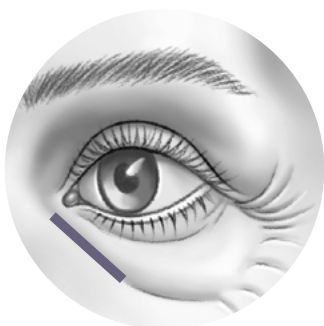
Tear trough + Palpebromalar groove with TEOSYAL® PureSense Redensity 2 (0.5 ml each side)

*Multicentric and international study: 2012/2013. 33 practitioners, 151 patients (86% of women and 14% of men). Visit 1 (T0): Injection, Visit 2 (T30days): Control and evaluation. Indications: 93% of patients were injected in the tear trough area. **REDENSITY 2 = TEOSYAL® PURESENSE REDENSITY 2

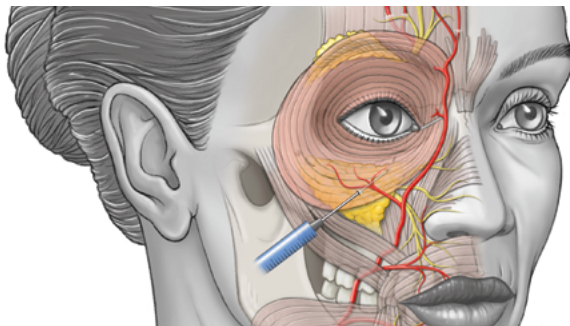
EVERY PATIENT IS UNIQUE*

TEAR TROUGH

- PATIENT ASSESSMENT**^{19,20}
- Sunken appearance of the eye globe
 - Fatigued appearance despite rest
 - Shadowing over the lower eyelid

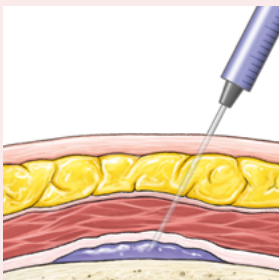


INJECTION ZONE



Tear trough injection under eye cavity

REDENSITY 2



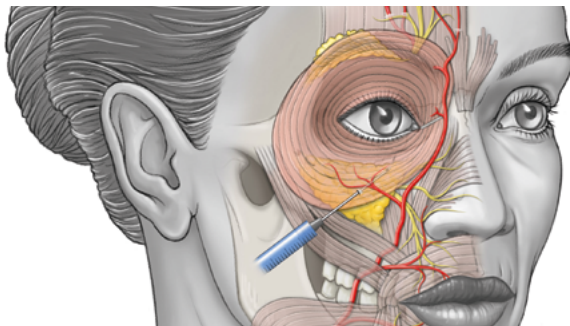
Suprapariosteal /
suborbicular injection

TEAR TROUGH + PALPEBROMALAR GROOVE

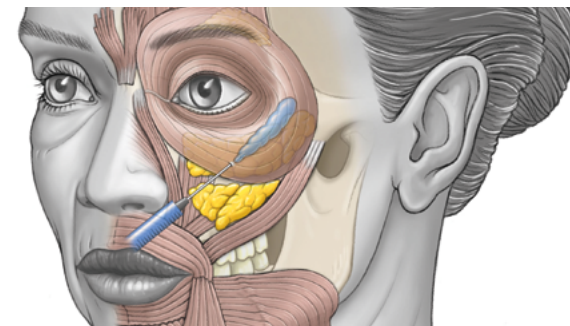
- PATIENT ASSESSMENT**^{19,20}
- Sunken appearance of the eye globe
 - Fatigued appearance despite rest
 - Shadowing over the lower eyelid
 - + Depression on the lateral side



INJECTION ZONE

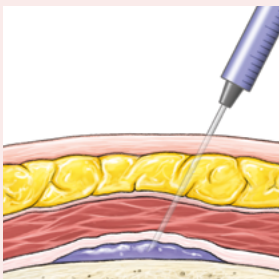


① Tear trough injection under eye cavity



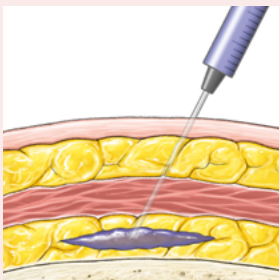
② Palpebromalar groove injection

REDENSITY 2



Suprapariosteal /
suborbicular injection

REDENSITY 2



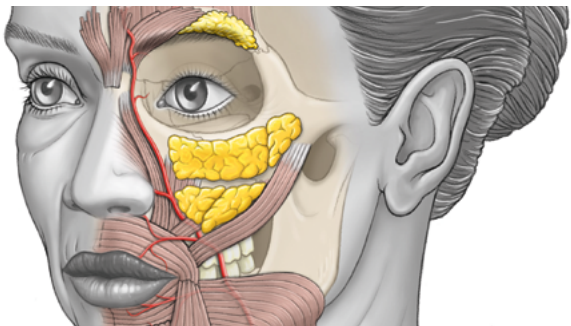
Medial /
Lateral SOOF

MID CHEEK + PALPEBROMALAR GROOVE + TEAR TROUGH

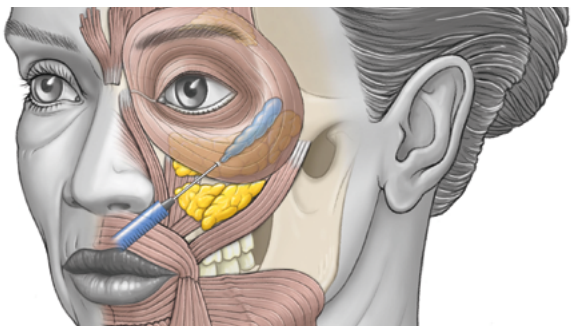
- PATIENT ASSESSMENT**^{7,19,20}
- Sunken appearance of the eye globe
 - Fatigued appearance despite rest
 - Shadowing over the lower eyelid
 - + Midface volume deficit



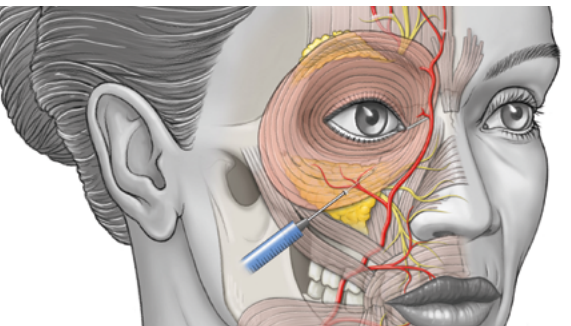
INJECTION ZONE



① Deep medial cheek fat compartment

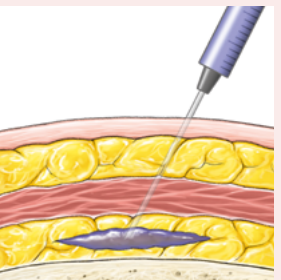


② Palpebromalar groove injection



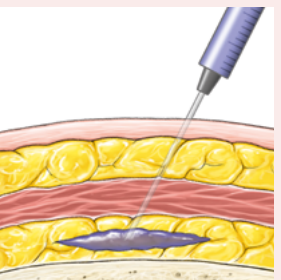
③ Tear trough injection under eye cavity

RHA® 4



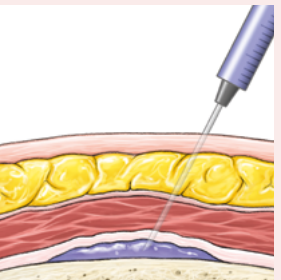
Suprapariosteal /
Deep fat compartments

RHA® 4



Medial /
Lateral SOOF

REDENSITY 2



Suprapariosteal /
suborbicular injection

*Proposed treatment possibilities based on the expertise of Patrick TREVIDIC, France

THE IDEAL COMPLEMENT TO YOUR INFRAORBITAL TREATMENT

Lightly tinted and fragrance free, R[II] Eyes is a bespoke solution for the fragile and delicate eye-contour area. Its specific and exclusive formula helps to visibly reduce under eye discoloration and effectively smoothen fine lines and wrinkles from the first application.



R[II] Eyes

Dark circles – fine lines & wrinkles
Suitable for sensitive skin

Unique active ingredients for immediate and long-lasting effects:

Escin and Hamamelis extracts

**FRESH AND
DECONGESTING EFFECT²¹**

RHA Resilient Hyaluronic Acid®

**MAINTAINS AND PROTECTS SKIN
HYDRATION LASTINGLY²¹**

PROVEN EFFICACY AFTER 28 DAYS²²



Photography by visia CR - TO



Photography by visia CR - T Immediate

**+19%
LIGHTENING
OF DARK
CIRCLE**

**-24%
REDUCTION IN SUPERFICIAL
WRINKLES VOLUME**

References:

1. Berguiga M, Galatoire O. Tear trough rejuvenation: a safety evaluation of the treatment by a semi-crosslinked Hyaluronic Acid filler. Orbit, 2017; 36 (1):22-26.
2. Teoxane internal data source. TEOSYAL® PureSense Redensity 2 deliveries from 2012 to 2020: 1'011'774 boxes.
3. TEOSYAL® PureSense Redensity 2 – instruction for use.
4. Michaud T, et al. J Cosmet Dermatol. 2015; 14(1): 9–21.
5. Arcane Research Study conducted in France in March 2018 on 8.646 women from 18 to 75 y/o.
6. Bravo et al. J Clin Aesthet Dermatol, 2015; 8(6):30-35.
7. Glaser et al. Dermatol Surg 2018; 44:1547-1554.
8. TEOXANE Worldwide Survey "Periorbital Treatments in Clinics by 180 injectors", June 2020.
9. TEOSYAL RHA® 4 – instruction for use.
10. Data on file. TEOSYAL® RHA keeps its mechanical properties on a large range of strain or stress constraints - Report Rheological characterizations of hyaluronic acid gels.
11. Teoxane Post Market Surveillance data November 2020. 1445 practitioners worldwide.
12. Ramanadham R. & Rohrich R. Plast Reconstr Surg. 2015; 136:49S-55S.
13. Cotozana S. et al. Facial Plast Surg. 2016; 32:253-260.
14. Lemaire. E2e Medical Publishing, Master Collection 2, Paris, 2011.
15. Data on File. Torsion and compression tests assessed on a rheometer. The measurement of the rheological parameter Delta index represents the balance between gel viscosity and elasticity. Physical analysis of HA fillers intended for infraorbital uses. RDRE 2023.
16. Syneos study report 7010664.SA.259.
17. Rzany B. et al. Dermatol Surg. 2019;45(10):1304-1314.
18. Teoxane Post Marketing Surveillance from 2016 to 2020-Q3.
19. Sharad. J Cutan Aesthet Surg. 2012;5:229238.
20. Sadick et al. Cosmet Dermatol. 2007 Dec;6(4):218-22.
21. The properties of ingredients derive from data communicated by the raw material manufacturers.
22. Efficacy study on 24 volunteers over 28 days.

TEOSYAL® PureSense Redensity 2 and TEOSYAL RHA® 4 are trademark of the firm TEOXANE SA. These products are gels that contain hyaluronic acid, and 0.3% by weight of lidocaine hydrochloride (local anesthetic can induce a positive reaction to anti-doping tests). In the case of known hypersensitivity to lidocaine and/or amide local anaesthetic agents, we recommend not use lidocaine-containing products and please refer to products without lidocaine. TEOSYAL® PureSense Redensity 2 and TEOSYAL RHA® 4 are class III medical devices and are regulated health product bearing the CE marking (CE2797) under this regulation. For professional use only. Please refer to instructions for use. These products availability depend on registration, please contact your local distributor. Please inform the manufacturer TEOXANE of any side effects or any complaint as soon as possible to the following address: medical@teoxane.com.



“

In today's world, beauty is no longer a question of age. Women want their beauty to last into the future and to reflect their personalities.

At TEOXANE Laboratories our focus has always been to be the global expert in the development of hyaluronic acids – keeping innovation, quality and safety at the heart of everything we do! ”

Valérie Taupin
CEO & Founder, TEOXANE

**JOIN OUR TEOXANE ACADEMY
TO LEARN MORE**

www.teoxane.com

TEOXANE SA
Les Charmilles
Rue de Lyon, 105 CH 1203
Geneva, Switzerland