

TEOXANE



BEAUTY
BOOSTER

REDENSITY 1 = TEOSYAL REDENSITY® 1

REDENSITY 1

THE EXCELLENCE OF SWISS SCIENCE

SKIN REDENSIFICATION
& PREVENTION OF THE SIGNS OF AGEING

THE TEOXANE APPROACH

The Teoxane approach is based on 3 important pillars which are key to achieving bespoke & natural-looking results: the optimal product, placed at the correct depth and placement using a technique optimal for patient safety and outcome.

ANATOMY & ASSESSMENT

- To understand anatomy, **facial dynamism** and conduct a thorough patient **assessment**
- To understand the **patient request** and aesthetic **ideals**

TECHNIQUE

- To identify the appropriate **indication** to treat, **depth** of injection required & **volume** of dermal filler needed
- Several techniques may be **appropriate**

PRODUCT

- Select **appropriate rheological** properties adapted to the indications and the desired results

SKIN AGEING¹⁻⁴

INTRINSIC FACTORS

The skin undergoes natural physiological changes overtime: slow and irreversible alteration of the tissues due to intrinsic factors:

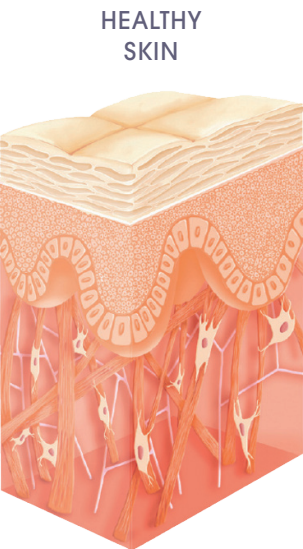
- Oxidative stress
- Cellular senescence
- Ethnicity and anatomic variations
- Hormonal changes

EXTRINSIC FACTORS

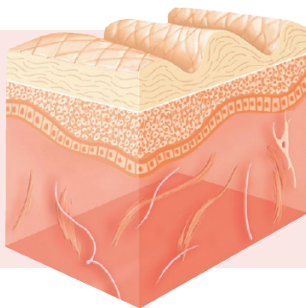
Over time, skin will face a combination of external factors known as the **exposome**:

- Sun exposure
- Air pollution
- Stress
- Lifestyle choices such as diet or smoking

The exposome damages combined with the intrinsic factors can lead to premature skin ageing: including **wrinkles, dryness, laxity etc.**



HEALTHY SKIN



- Thinner and more fragile dermis
- Flattening of the dermo-epidermal junction
- Decreased cells activity (fibroblasts)
- Loss of ECM* structure : collagen, elastin and hyaluronic acid

*ECM : extracellular matrix

SKIN QUALITY TREATMENT



A MINIMALLY INVASIVE TREATMENT WITH HYALURONIC ACID TO BOOST SKIN QUALITY

Regions: face, neck & décolleté

Injection depth: superficial to mid-dermis injection

Injection techniques*

Multibolus

Puncture injections, of a small amount of product (no more than 0.05ml) in the superficial to the mid-dermis** every centimeter.

Retrograde threading

Injection into the mid-dermis using a linear technique. Insert the needle at an angle of 45°, along the cutaneous depression, then deposit the product in the upper dermis while removing the needle gently.

REDENSITY® 1: A COMPLETE PROTOCOL FOR LONG-LASTING RESULTS

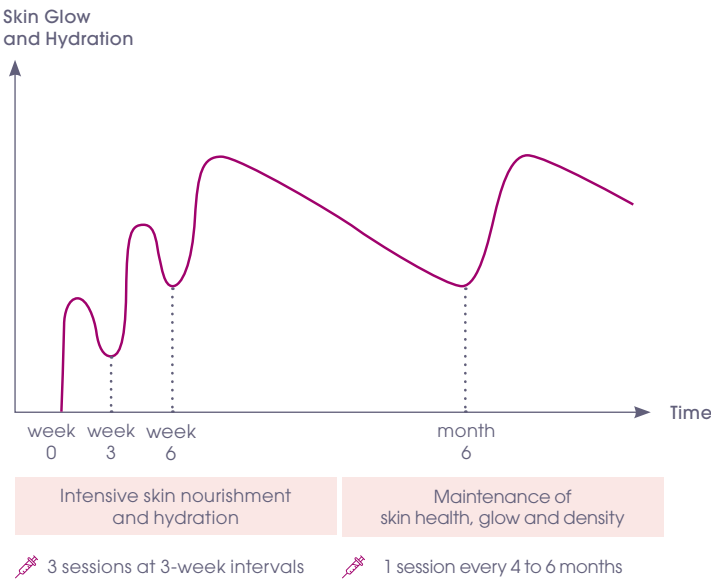
For optimum results and a long-lasting skin rejuvenation solution

3 sessions at 3-week intervals

Long-term maintenance programme

1 session every 4 to 6 months

Average duration depends on several factors: patients' skin type, wrinkle severity, injection type and volume



*Presentation of techniques that may be used with Redensity 1. These are only examples. Practitioners should stick to their own choice of techniques depending on the objectives. **Regarding the glabella area and all the neuro-vascular junctions' areas (nasal spines for example), it is highly recommended to inject in the superficial dermis after suction control (withdrawing the plunger of the syringe before injecting) to avoid all risks of extravasation or accidental neuritis.

REDENSITY 1

FOR SKIN REDENSIFICATION AND PREVENTION OF SKIN AGEING⁵



- BEAUTY BOOSTER⁶**
- Improvement of hydration, radiance and firmness
 - Correction of skin roughness and withered skin marked by ageing
 - Prevention of wrinkles apparition

- REDENSIFICATION ACTION⁷**
- Tissue restructuring
 - Protection from oxidative stress

LASTING RESULTS UP TO 9 MONTHS⁸

“ I always obtain very positive results with an innovative product which enables to redensify the skin and to restore its brightness: Redensity 1 ”

Prof. Giuseppe Sito, Italy

AVAILABLE IN 3 ML
FOR A COMPLETE TREATMENT⁵
FACE, NECK & DÉCOLLETÉ

MIMICS THE SKIN’S NATURAL HYALURONIC ACID

- 100% Free long HA chains
- Only labile & mobile bonds
- Light consistency and high spreadability
- Lidocaine to improve comfort

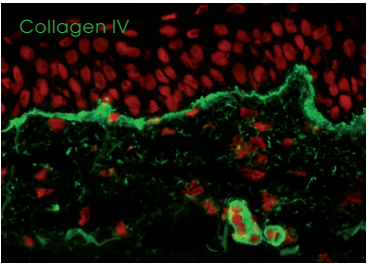


COMPOSITION	HYALURONIC ACID CONCENTRATION	15 mg/mL
	SUPPLEMENTED PHOSPHATE BUFFER	L-arginine, L-isoleucine, L-leucine, L-lysine monohydrate, glycine, L-valine, L-threonine, L-proline, pyridoxine hydrochloride, zinc acetate dihydrate, copper sulfate pentahydrate, glutathione, N-acetyl-L-cysteine and α-lipoic acid
	DEGREE OF MODIFICATION	0%
	LIDOCAINE	0.3 %
	FOCUS INDICATIONS	Face, Neck and Décolleté
	INJECTION DEPTH	Superficial to mid-dermis
	NEEDLE	30G x 1/2"
	PACKAGING	1 x 3 mL or 2 x 1 mL

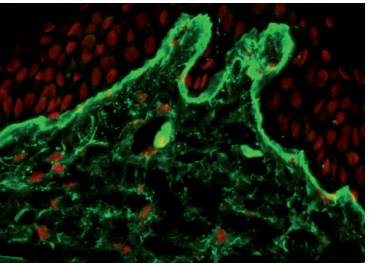
SCIENTIFICALLY PROVEN & VISIBLE SKIN REDENSIFICATION⁶

RESTRUCTURATION

Strengthening of the dermo epidermal junction
+98% Collagen IV



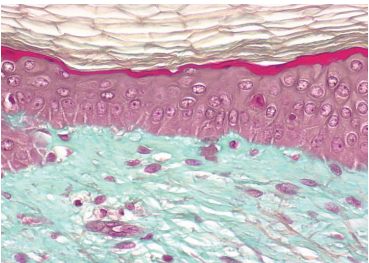
Control - Day 9



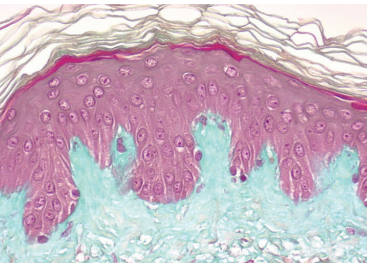
Redensity 1 - Day 9

DENSIFICATION

Papillary dermis restructuring



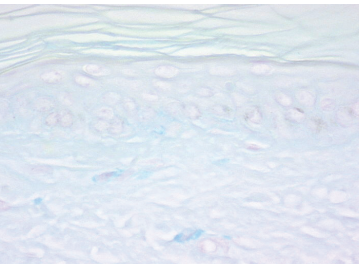
Control - Day 9



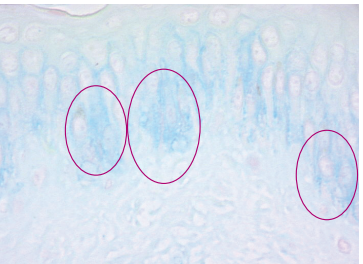
Redensity 1 - Day 9

HYDRATION

+1400% of Glycosaminoglycans
(GAGs) in the epidermis including hyaluronic acid



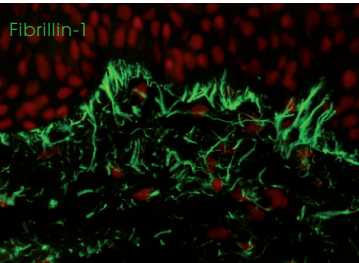
Control - Day 9



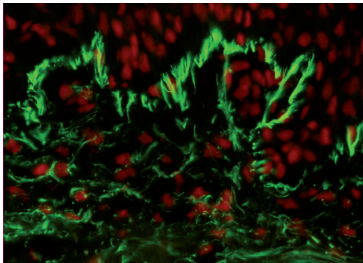
Redensity 1 - Day 9

TENSOR EFFECT

+26% of fibrillin-1
in the dermis



Control - Day 9



Redensity 1 - Day 9

ANTIOXIDANT ACTION

-28% of photo-induced oxidation marker
(malondialdehyde)

PROVEN EFFICACY DEMONSTRATED IN A RANDOMIZED, DOUBLE-BLINDED TRIAL VERSUS PLACEBO⁷

Design: First interventional, monocenter, randomized, double blinded, comparative study on 25 patients.
Protocol: 3 injections at 3-week intervals on half-face

CLINICAL EFFICACY

- SUPERIOR IMPROVEMENT OF HYDRATION
- REDUCTION OF SKIN ROUGHNESS

SELF-ASSESSMENT*

- IMPROVEMENT OF RADIANCE & SKIN QUALITY
- SKIN COMFORT & LIFTING EFFECT

*Self evaluation 2 weeks after the end of treatment



At TEOXANE, our commitment to empower your true natural beauty is fuelled by preserving your very own expressions.

Through nearly 20 years of continuous innovation, TEOXANE Laboratories Switzerland have developed a range of dermal fillers and cosmeceuticals containing hyaluronic acid that is the closest to your skin's natural ones.

Meaning, our unique hyaluronic acid gels harmonize with your continuous facial and expressive motions, to preserve your own beauty and expressions.

1. Badia AA. Skin aging. Clinical evaluation & treatment of aging skin. The Compounding Pharmacy of South Africa. 2. Krutmann J, *et al.* The skin ageing exposome. J Dermatol Sci. 2017; 85(3) 152-61. 3. Farage MA, *et al.* Characteristics of the Aging Skin. 2007. 4. Shah H and Mahajan SR. Photoaging: New insights into its stimulators, complications, biochemical changes and therapeutic interventions. Biomedicine & Aging Pathology. 2013; 3(3), 161-9. 5. REDENSITY® 1 = TEOSYAL REDENSITY® 1 – instruction for use. (Duo/Single). 6. Fanian F, *et al.* In vivo injection of oligonutrients and high molecular weight hyaluronic acid – results of a randomized controlled trial. Aesthetic Medicine. 2017; 3(4):23-34. 7. Charton E, *et al.* Actions of the Redensity Range Dermo-Restructuring Complex (1) on the dermis. Poster presentation, AMWC, Monaco; 2012. 8. Teoxane Post Marketing Surveillance data November 2020. 1445 practitioners worldwide.

TEOSYAL® PureSense Redensity 1 is trademark of the firm TEOXANE SA. This product is a gel that contains hyaluronic acid, and 0.3% by weight of lidocaine hydrochloride (local anesthetic can induce a positive reaction to anti-doping tests). In the case of known hypersensitivity to lidocaine and/or amide local anaesthetic agents, we recommend not to use lidocaine-containing products and to refer to products without lidocaine. TEOSYAL® PureSense Redensity 1 is class III medical device and is regulated health product bearing the CE marking (CE2797) under this regulation. For professional use only. Please refer to the instructions for use. Please check product availability with your local distributor. Please inform the manufacturer TEOXANE of any side effect or any complaint as soon as possible by sending an email to the following address: medical@teoxane.com